



# DPI

**DENTAL PRODUCTS OF INDIA**

ISO 13468:2016

We care your smile!

**PRODUCT  
CATALOGUE**



[www.dpi.co.in](http://www.dpi.co.in)



## PROFILE

Dental Products of India ...a division of The Bombay Burmah Trading Corporation Ltd is a pioneer in the manufacture of dental materials in India. We have a proven track record of more than five decades of dedicated service in the dental profession.

DPI is part of the Health Care Division of one of the most well known and respected industrial conglomerates in India, The Wadia Group, which has interests in diverse fields.

We are professionally managed, growth oriented company with a manufacturing unit spread across 50,000 sq. feet with a well equipped laboratory manned by skilled and qualified technicians. Our quality control department ensures that international standards of quality are strictly adhered to from batch to batch.

Apart from our focus on quality, we also have the most effective distribution infrastructure to provide better service and availability to dentists all over the country. With our extensive dealer network of over 100 dealers and around 25 company personnel spread across the vast territory of India, DPI enjoys a distinct advantage.

Exports of our products which has steadily increased to a number of countries over the years, proves the acceptance of our product quality in competitive markets.

It is our assurance that we will continue our long tradition of excellence by providing more and more dental products and materials, which compares favourably to the best in the world. We have also upgraded our system and process to cater more efficiently the needs of our customers, beginning with an ISO 9001:2015, ISO 13485, ISO 13485:2016 and Free Sale Certifications.

The ensuing pages focus on our range of products - both old and recently launched. View these pages as an introduction to DPI - India's foremost name in dental products.

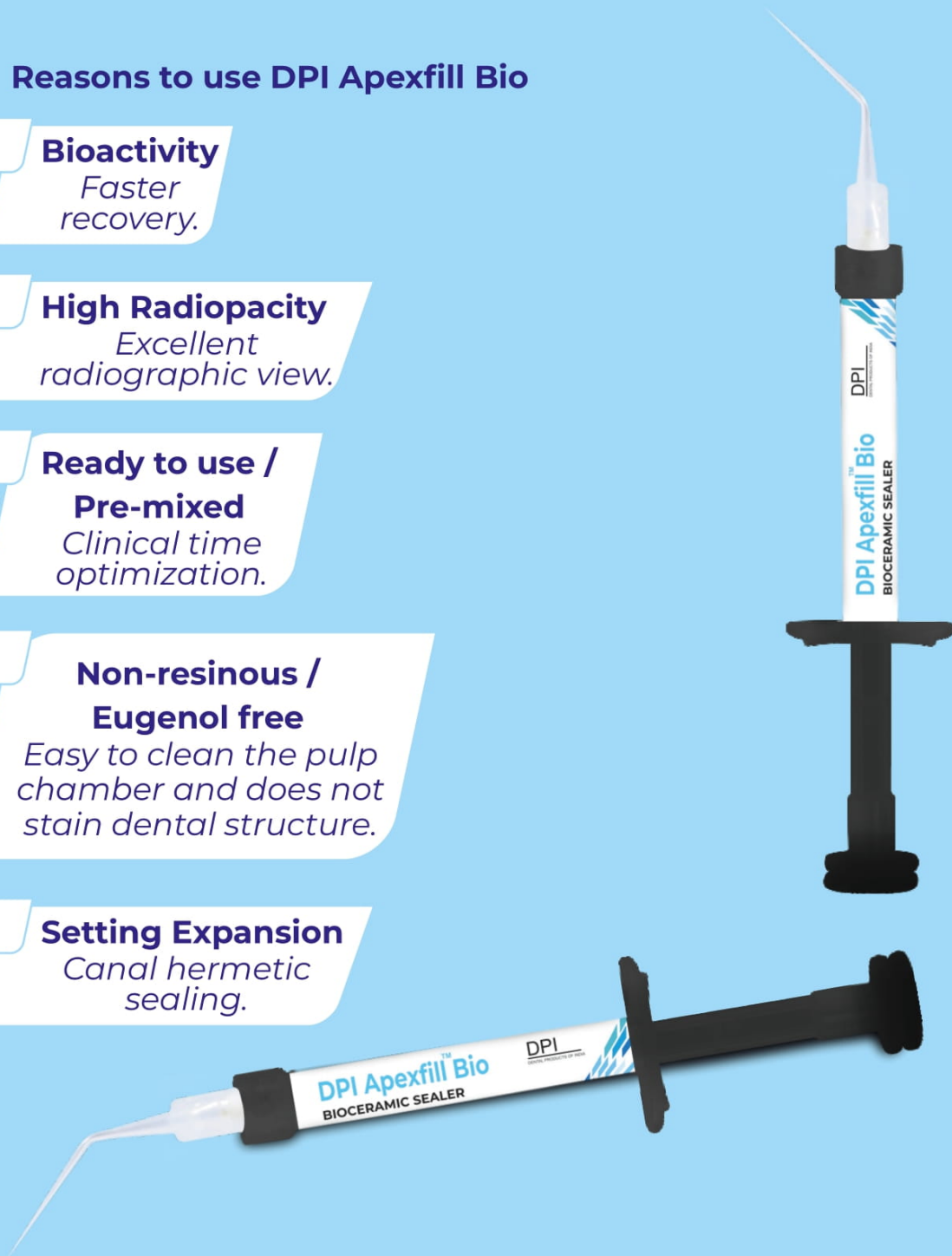
# DPI Apexfill™ Bio

Tricalcium silicate - based  
Bioceramic Root Canal Sealer

More than  
biocompatible, **bioactive!**

## 5 Reasons to use DPI Apexfill Bio

- 1 Bioactivity**  
*Faster recovery.*
- 2 High Radiopacity**  
*Excellent radiographic view.*
- 3 Ready to use / Pre-mixed**  
*Clinical time optimization.*
- 4 Non-resinous / Eugenol free**  
*Easy to clean the pulp chamber and does not stain dental structure.*
- 5 Setting Expansion**  
*Canal hermetic sealing.*





Key Features and Benefits

Flow

High flowability allowing the filling of the main and accessory canals.

Setting Time

DPI Apexfill Bio setting reaction occurs through the contact with the moisture from dentinal canaliculi and periapical tissues, as it is a product with hydraulic characteristics.  
Setting occurs between 2 to 4 hours.

Particle Size

Particle size (less than 2µm) provides DPI Apexfill Bio with excellent flow, thin film thickness and diffusion to tissues, leading to a **faster regeneration**.

Antibacterial Action

The high pH (12.5) gives DPI Apexfill Bio an antibacterial action, desirable for endodontic cements, which results in a more effective product with favorable treatment prognosis.

Radiopacity

DPI Apexfill Bio has high opacity (Equivalent to 3 mm of the Aluminum or more in thickness, providing an excellent radiographic view.

Film Thickness

Particle size of less than 5µm provides thin (>50 µm) thickness, allowing the complete setting of gutta-percha, as well as cement penetration into the dentinal tubules.

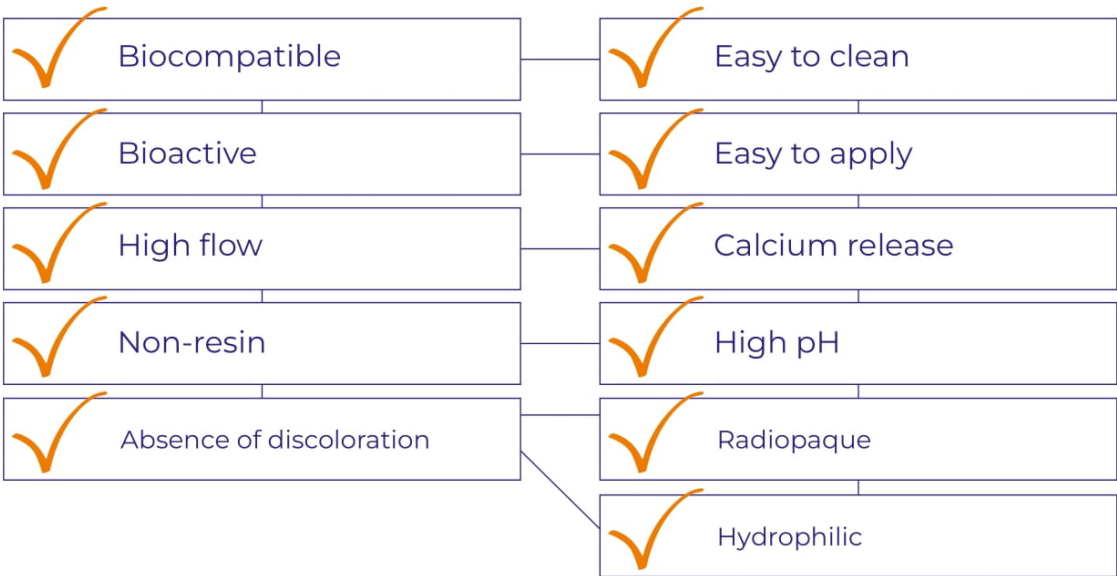
Release of Calcium Ions

The release of Calcium ions is fundamental for the biological and chemical action of a filling cement. DPI Apexfill Bio presents constant release of Calcium to the tissues, promoting biomineralization and stimulation of the tissues for their fast regeneration.

INDICATION

Filling of root canals.

BENEFITS




Presentation :  
1.5g Syringe X 2 &  
6N Capillary tips





# DPI MTA PUTTY

Ready to use Bioceramic repair Materials



## Indication for use :

Direct and Indirect pulp capping  
Cavity liner and base  
Pulpotomy and apexogenesis  
Perforation repair  
Resorption  
Obturation  
Apexification  
Root-end filling

## Technical Data

Working time at room temperature 10+ Hours.
Initial setting time at 37°C, in vivo (or moist environment) - 4 hours.
Solubility : < 3%
Dimensional Stability : + 0.08% expansion.
Radiopacity : 8.1mm equivalent of aluminum.
Pb & As < 2 ppm

## Features



Promotes biomineralization by providing rapid tissue regeneration.



Bactericidal action due to its high pH



Prevents bacterial infiltration due to its setting expansion and its excellent adhesion to dentin.



Does not stain tooth structure.




High radiopacity.



Ready to use.

**Presentation**  
**1g Syringe X 2 &**  
**6N Capillary tips**





### DPI Apexfill

#### Description and features :


Radiopaque Root Canal sealer is used to seal root canals during obturation. It has a long lasting antiseptic and anti-inflammatory activity. It provide a very good adhesion to gutta percha and root canal wall when set. Therefore it gives perfect marginal seal without shrinkage of the materials after its sets.

#### Indications for use :

1. Permanent root canal filling and sealing with systematic insertion of points.

#### Presentation :

Pack contain Powder : 10g, Liquid : 10ml and Mixing Pad



### DPI MTA

#### Description and features :


Mineral Trioxide Aggregate is used for creating apical plugs during apexification, repairing root perforations during root canal therapy, treating internal root resorption, and pulp capping. It has a fine powder for smoother, easier mixing, handling and placement.

#### Indications for use :

1. Perforated root canal
2. Internal & external root resorption
3. Pulp capping
4. Apexification

#### Presentation :

Pack contain : Powder 1g and Liquid 3ml



### DPI F - Cresol

#### Description and features :

Formocresol is used for vital pulpotomy of primary teeth and as a temporary intracanal medicament during root canal therapy.

#### Indications for use :

1. Treatment of severely infected root canal
2. Pulp devitaliser and disinfectant
3. Dressing of root canal

#### Presentation :

Bottle of 15ml



### DPI HYDROFORM+

#### Description and Features :

The paste is premixed oil based calcium hydroxide paste containing iodoform. The addition of iodoform to calcium hydroxide improves radiopacity and adds an antibacterial agent to the paste. Non hardening paste, solubilized calcium hydroxide remains active in root canal for a longer time.

#### Indications for use

Direct pulp capping. For indirect pulp capping after pulpotomy. Temporary or permanent filling material for infected root canals. Perfect cavity liner under all filling material. Dentine-Protective and neutralizing cavity liner.

#### Presentation

Pack contain : Two 1.45g Syringe & 6 Capillary Tips



### DPI HYDROFORM BS

#### Description and Features :

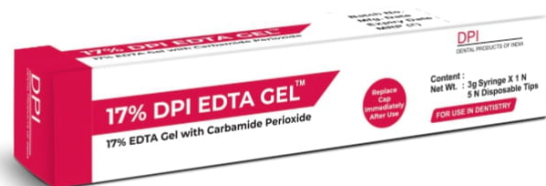
Ready to use, radiopaque, premixed, calcium hydroxide paste is a creamy paste used as a liner or as a temporary dressing. Owing to its high alkalinity (Ph12), It chemically neutralizes the acids from cements, and prevent them from reaching the pulp. DPI Calcium Hydroxide Paste does not affect the quality of the filling when applied in thin layer and dried with an air jet so as to speed up its dehydration. It reduces the hypersensitivity of the dentine and helps the neoformation of secondary dentine

#### Indications for use

- Pulp capping
- Capping after pulpotomy
- Dentine – protective and neutralizing cavity liner.

#### Presentation

Pack contain : 1 Syringe of 4g & 5 Disposable Tips



### DPI EDTA Gel

#### Description and features :

17% EDTA Gel with Carbamide Peroxide is used in chemical and mechanical cleansing of root canal preparation. It lubricates the root canal and chelates the calcium salts to facilitate endodontic instrument penetrations.


#### Indications for use

1. For chemical-mechanical preparation of root canal
2. Cleaning and enlarging of calcified root canal

#### Presentation

Pack contain : 1 Syringe of 3g & 5 Disposable Tips





## DPI Pulpdev Paste

### Description and features :

Pulp Devitalizer Paste is used for pulp devitalization in treatment of pulpitis or its amputation. It comes in a syringe based dispensing which is a gel base formula and also in bottle which is in paste . It has a prolong effect and is a quick pain killer.

### Indications for use :

1. For Pulp devitalization prior to mortal extirpation or amputation of pulp

### Presentation :

Pack contain 1 jar of 6g



## DPI Pulpdev Gel

### Description and features :

Pulp Devitalizer Paste is used for pulp devitalization in treatment of pulpitis or its amputation. It comes in a syringe based dispensing which is a gel base formula and also in bottle which is in paste . It has a prolong effect and is a quick pain killer.

### Indications for use :

1. For Pulp devitalization prior to mortal extirpation or amputation of pulp

### Presentation :

Pack contain : 1 Syringe of 3g & 5 Disposable Tips



## DPI H - CHLORITE

### Description and Features :

Sodium Hypochlorite Solution used as root canal cleaning and irrigation solution.

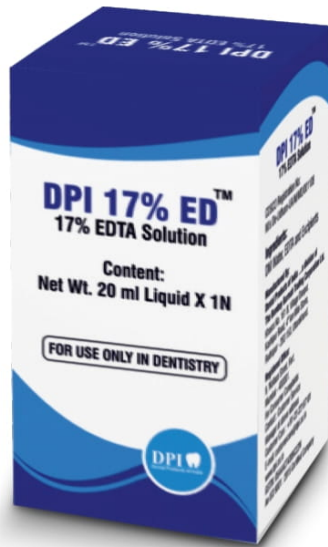
### Indications for use :

1. For disinfection of root canal
2. To irrigate canals during root canal procedure

### Presentation :

Plastic Bottle 3% of 500ml

Plastic Bottle 5% of 500ml



### DPI 17%ED

#### Description and Features :

Disodium Edetate solution with neutral pH for chemical, mechanical cleansing and enlarging of root canals

#### Indications for use

Rapid root canal cleansing and shaping during instrumentation. Helpful in opening calcified root canals

#### Presentation

20 ml Liquid X 1 N



### DPI Kalzinol

#### Description and Features :

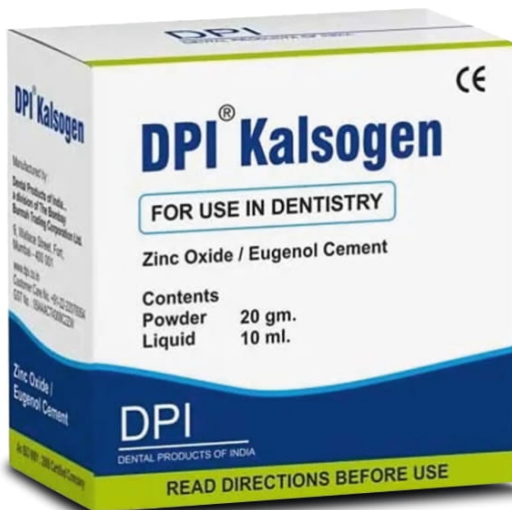
A rapid setting radiopaque Zinc Oxide / Eugenol resin bonded Material. Therapeutic properties - ideal for sensitive cavity, Good thermal and chemical insulation. Strong base for amalgam condensation, higher initial resistance to fracture due to resin bonding.

#### Indications for use :

- For lining under non-resin filling materials.
- As a temporary filling material and cement.
- As a temporary seal.

#### Presentation :

Composite pack of :  
Powder 20 and Liquid 10 ml.



### DPI Kalsogen

#### Description and Features :

A Zinc oxide / Eugenol / formulation.

- Therapeutic properties - ideal for sensitive cavities
- Effective insulation under cements & amalgams against thermal
- Change and irritation.

#### Indications for Use :

- For lining under non-resin filling materials.
- As a temporary filling material and cement
- As a temporary seal.

#### Presentation :

Composite pack of : Powder 20g and Liquid 10 ml.

**Warning : Not to be used as a cavity liner under resin-based filling materials**



## DPI GPSOLVE

### Description and Features :

G.P Solvent is used for removing gutta percha at the time of root canal re-treatment. Also useful for removing all types of root canal filling materials including Zinc Oxide–Eugenol Cement or as a cleaner for endodontic instruments. G.P Solvent is non-hazardous unlike Chloroform / Trichloroethylene which are considered as carcinogenic substances. Also, it is less volatile as compared to chloroform / Trichloroethylene. G.P Solvent is based on natural substances and therefore it does not cause irritation to oral mucosa and peri-apical tissue.

### Indications for use

- To remove all types of root canal filling materials including Zinc Oxide – Eugenol cement
- As a disinfectant / cleaner for endodontic instruments
- For removing gutta percha at the time of root canal retreatment

### Presentation

20 ml Liquid X 1 N

## ZINC OXIDE

### Description and Features :

A chemically pure, arsenic free material popular for its fine quality as the best grade is used.

### Indications for Use :

As a temporary filling material to be used in conjunction with Eugenol.

### Presentation :

Bottle of 110 gms.

## EUGENOL

### Description and Features :

As a powerful desensitising agent for dentine and also used with zinc oxide as a temporary filling material.

### Indications for Use :

A brownish viscous liquid with a strong odour of cloves. Best grade used.

### Presentation :

Amber coloured bottle of 15ml and 110ml.



# DPI LuteCem™

Radiopaque Glass Ionomer Luting & Lining Cement



## Indications for use :

1. Cementation of inlays, onlays and crowns.
2. Cementations of Posts and Screws.
3. Attachment of orthodontic bands and brackets.

## FEATURES

### Thin Film

Fine particles enable a thin film & excellent flow which is required for a good luting cement.  
Film thickness : 45 Microns



### Impermeable Glass Bottle

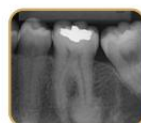
Powder is packed in a sterile glass bottle with half Plug & tamper evident cap.



### Extended Working Time

Cement remains in fluidic state up to 2 mins from start of mixing giving the practitioner sufficient time for loading the cement and placement of Crown.

*\*Please read IFU for mixing, working and setting time details.*



### High Radiopacity

High Radio opacity allows for better Post-Operative Checks.

**Accurate Dispensing** Squeeze bottle with accurate drop enables accurate dispensing with ideal powder to Liquid ratio using 1 scoop of tapped powder & 2 drops of liquid.



## Technical Data

Powder / Liquid Ratio	1 : 2
Mixing Time	30-45 Sec
Working Time	30-45 Sec
Setting Time	4 Min
Film Thickness	45 Microns
Compressive Strength	250MPA
Self Life	3 Years
Fluoride Release	Yes

## Presentation :

Pack contain : 15g Powder  
12ml Liquid  
1 Spoon  
1 Mixing Pad

# DPI RestoCem™

Radiopaque Glass Ionomer Universal Restorative Cement



## Indications for use :

1. Restoration of deciduous teeth, and filling of primary teeth.
2. Restoration of small & carious lesions.
3. Fissure sealing.
4. Permanent class III, class V restorations.
5. Filling of cervical erosions.

## FEATURES :

### Impermeable Glass Bottle

Powder is packed in a sterile glass bottle with half Plug & tamper evident cap.

### Accurate Dispensing

Squeeze bottle with accurate drop enables accurate dispensing with ideal powder to Liquid ratio using 1 scoop of tapped powder & 1 drop of liquid.

### High Radiopacity

High Radio opacity allows for better Post-Operative Checks.

## Presentation :

Pack contain : 15g Powder  
12ml Liquid  
1 Spoon  
1 Mixing Pad

## Technical Data

Powder / Liquid Ratio	1 : 1
Mixing Time	30-45Sec
Working Time	30-45 Sec
Setting Time	3 Min
Film Thickness	45 Microns
Compressive Strength	265MPa
Self Life	3 Years
Fluoride Release	Yes

## BENEFIT :

- Resistant to moisture.
- Long-term stability in the mouth.
- Excellent marginal seal.
- Good radiopacity.
- Facilitating post-operative diagnosis.
- Intrinsic adhesion to dentine and enamel.
- No Etching, no bonding.
- Hydrophilic.



# DPI ZircoCem™

Radiopaque Zirconia Reinforced Glass Ionomer Cement



## Indications for use :

1. Class I and II cavities in Deciduous and Permanent teeth.
2. Repair of amalgam restored teeth whenever either tooth or restoration has fractured.
3. Core build-up.
4. Repairs of crown margins.

## FEATURES :

### Impermeable Glass Bottle

Powder is packed in a sterile glass bottle with half Plug & tamper evident cap.

### Accurate Dispensing

Squeeze bottle with accurate drop enables accurate dispensing with ideal powder to Liquid ratio using 2 scoops of tapped powder & 1 drop of liquid.



## Extended Working Time

Cement remains in fluidic state up to 2 mins from start of mixing giving the practitioner sufficient time for loading the cement.

*\*Please read IFU for mixing, working and setting time details.*

## High Radiopacity

High Radio opacity allows for better Post-Operative Checks.



## Condensable

## Technical Data

Powder / Liquid Ratio	2 : 1
Mixing Time	1Min - 1:30Min
Working Time	1Min - 1:30Min
Setting Time	4 Min
Film Thickness	45 Microns
Compressive Strength	295MPA
Self Life	3 Years
Fluoride Release	Yes

## BENEFIT :

- Durability like silver amalgam without the hazard of mercury.
- Nano sized zirconia fillers.
- Easy & fast bulk placement.
- Higher translucency.
- Excellent resistance to abrasion and erosion.
- Self-adhesive with tooth-like co-efficient of thermal expansion.

## Presentation :

Pack contain : 10g Powder  
8ml Liquid  
1 Spoon  
1 Mixing Pad




# DPI Restocem™ LC

Lightcured Fluoride Releasing  
Glass Ionomer Cement



**DPI Restocem LC** is an advanced dental restorative material designed to offer reliable and aesthetic solutions in restorative dentistry. **DPI Restocem LC** combines the benefits of glass ionomer technology with the convenience of light curing, providing dental professionals with a versatile restorative option.

## Features :

	<b>DPI Restocem LC</b> utilizes glass ionomer technology, offering benefits such as fluoride release and chemical bonding to tooth structure. This promotes bioactivity, supporting tooth remineralization.
	The light cure feature in <b>DPI Restocem LC</b> allows for quick and efficient curing of the restorative material. This accelerates the setting process, providing dental practitioners with better control over the procedure's timing and minimizing chairside time for the patient.
	<b>DPI Restocem LC</b> is designed for aesthetic restorations, providing natural-looking results. The material mimics the appearance of natural teeth, making it suitable for visible areas and restorations where esthetic is a primary consideration.

## Benefits :

### Fluoride Release for Cariostatic Effects :

**DPI Restocem LC's** glass ionomer technology ensures fluoride release, contributing to cariostatic effects. This feature supports the prevention of secondary caries and enhances the overall oral health of the patient.

**DPI Restocem LC's** the light cure activation allows for quick and controlled curing of the material. Dental practitioners benefit from efficient chairside procedures, and patients experience reduced treatment time, contributing to a positive treatment experience.



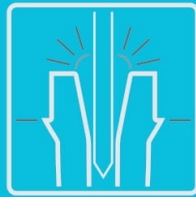
## Presentation :

2g Syringe & 5N Disposable Tips

## DPI Resinocem DC™

Dual Cure Resin Based Luting Cement

# 2 in One Cementation



Post Cementation



Luting



- Thixotropic with low film
- Highly filled - 70% by weight
- Radiopaque with low polymerization shrinkage
- Compatible with total-etch or self-etch bonding systems
- Available in shades :  
Universal, Translucent.

# DPI Resinocem DC™

Dual Cure Resin Based Luting Cement

## Multiple Options. Failure is NOT one of them.

Too often, clinicians see restorations fail sooner than expected. But with Resinocem DC resin cement, you can give every patient lasting results. This versatile material is compatible with substrates and can be used for luting, post cementation.

Use Resinocem DC composite resin to lute inlays, onlays, crowns, and bridge made of any of these compatible substrates :

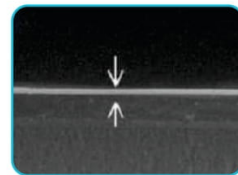
Porcelain
Lithium disilicate (IPS e.max®)
Zirconia
Porcelain fused to metal
Metal alloys



**Flexural Strength**  
128.5 MPa



**Compressive Strength**  
355 MPa




**Film Thickness (9µm)**



**Presentation :**  
5gX1N Automix Syringe &  
5N Automix tips





### DPI Zinc Phosphate Cement

#### Description and Features :

DPI Zinc Phosphate Cement is high performance zinc phosphate cement.

- **Properties :**
- High Strength
- Good adhesion

#### Indications of Use :

- For crown bridge and inlay permanent cementation.
- Cavity lining under all restoration.
- Cementation of all orthodontic appliance.

#### Presentation :

DPI Zinc Phosphate Cement is available in powder / liquid form.  
Powder : 30g & Liquid : 15ml

## RESTORATIVE MATERIALS



### DPI Curex Bond 5G

#### Description and features :

5 Generation Dental Adhesive can be used as etch-and-rinse or enamel selective-etch agents for bonding direct and indirect restorations to enamel and dentin. Excellent adhesion to dentin and Enamel with long lasting bonding strength.

#### Indications for use

Direct bonding of light-cured composite

#### Presentation

Bottle of 5ml



### DPI Tooth Conditioner Etching Gel

#### Description and Features :

A blue coloured Phosphoric Acid gel formulation for acid - etching enamel before bonding / filling prepared cavities.

#### Presentation :

Pack contains 2 syringes of 3 ml. and 6 applicator tips.  
1 syringe of 50ml and accessories

### DPI Gingidam

#### Description and features :

Lightcure Gingival protective material are used in office to protect the patient's gums and soft tissues during whitening or air abrasion procedures. It is available in syringes to apply conveniently.


#### Indications for use :

1. Protection of gums during whitening procedure.

#### Presentation :

Pack contain : 1 Syringe of 2g & 5 Disposable Tips





### DPI Alloy Fine Grain

#### Description and Features :

Fine Grain - high silver content (68.7%) alloy that has been the all time favorite for years.

#### Properties :

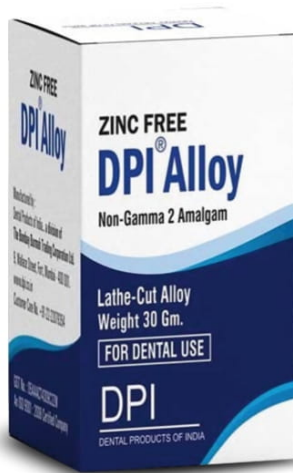
- High Strength
- Easy Carving
- Supervisor Polish

#### Indications for use:

All posterior restorations and any restoration where aesthetics is not a prime consideration.

#### Presentation :

Bottle of 30gms.



### DPI Alloy Non Gamma 2

#### Description and Features :

Zinc free amalgam alloy

Silver content : 48%

Superior properties to conventional alloys.

50% increase in compressive strength (1 Hour)

40% increase in compressive strength (24 Hours)

17 fold improvement in creep. Especially suitable for automatic amalgamators.

#### Indications for Use :

All posterior restorations and any restoration where aesthetics is not a prime consideration

#### Presentation :

Bottle of 30gms.



### DPI Amalgam Capsules

#### Description and Features :

Pre-dosed Capsules filled with non-gamma 2 alloy and mercury (one spill, two spill, three spill) ready for mixing on an amalgamator.

#### Indications for Use :

All posterior restorations and any restoration where aesthetics is not a prime consideration.

#### Presentation :

Box of 50 Capsules.

# DPI Curex Comp

## Lightcure Nano Hybrid Universal Composite

 Nanohybrid  Natural Fluorescence  Ideal Consistency for easy Handling & Polishing



### Nanohybrid

Nanohybrid composites contain a broad range of particle sizes for higher filler loading, which leads to strength that's similar to a traditional hybrid. Nano-sized particles have been added to give the restoration better wear resistance and a surface that is easier to polish for good esthetic results.

### Summary of advantages

- Excellent handling
- Predictable esthetics
- High strength
- Good wear resistance
- Easy to polish
- Indicated for all direct restorations

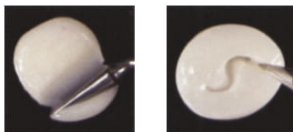


## DPI Curex Comp, your best choice for any restoration!

**DPI Curex Comp** is a resin based nano-hybrid restorative with nano filler loaded 80% w/w giving it excellent optical and mechanical properties with high strength and optimum working consistency, which, makes it a very easy resin to handle, sculpt and simple to polish for an amazing final, long lasting glossy finish.




### Consistency



- Soft and easy to sculpt
- Does not adhere to the instrument
- Remains in position, does not slump
- Long working time



### Top polish



Initial appearance and after 10,000 brushing cycles

- Simple to polish
- Amazing surface brightness
- High polishing retention



### Natural Fluorescence







- Ideal balance of translucency and opacity
- Fluorescence similar to natural tooth

### • Ideal for all kind of restorations :

Either Posterior or Anterior, Single layer or Multi-layers.



### Technical Details

 Shrinkage Stress	3.9 Mpa
 Compressive Strength	486.4 Mpa
 Flexural Strength	166.1 Mpa
 % Fill by Volume	68%

### Indications for use :

1. Direct restoration of class of cavity
2. Core build-up & Composite inlays
3. As preventive resin restoration

Easy to use in all classes of direct restorations.



BEFORE



AFTER



BEFORE



AFTER

**PRESENTATION :****DPI Curex Comp Kit Contains :**

- 5 N X 4g DPI Curex Comp (Shade A1-1N, A2-2N, A3-1N, B2-1N)
- 1N X 5ml DPI Curex Bond 5G
- 1N X 3ml DPI Tooth Conditioner Etching Gel
- 4N Disposable Tips
- 10N Micro Brush Applicator



# DPI Curex™ Flow

Lightcure Flowable Restorative Composite

## Do you want both strength and flow?

A good flowable composite should offer two things: impressive flowability and high strength. Unfortunately, most composites only one or the other, forcing you to compromise.

With DPI Curex Flow flowable composite's high fill and high flow, you don't have to compromise. It is formulated to offer the optimum level of thixotropy for anterior and posterior restorations. It is exceptional in tunnel preps and restoring tooth structure prior to endodontic therapy. It is also great for pediatric restorations, masking metal on a fractured PFM, and as the super-adaptive initial layer beneath composites.

**HIGH STRENGTH**  
**HIGH FILL!**  
**HIGH FLOW!**



High Flexural strength  
140 Mpa

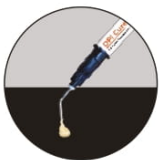


High Compressive strength  
250 Mpa



## Indication for use :

### Features :



Beautiful aesthetics



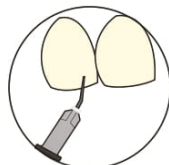
Non slumping



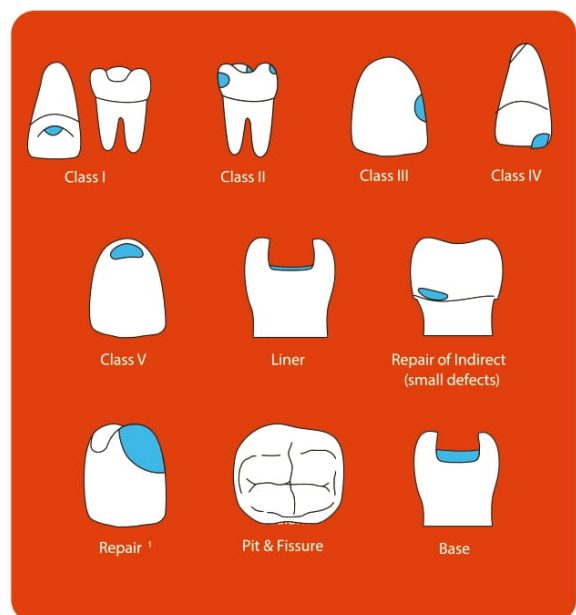
High polishability



Ideal for aligner attachments



Suitable for injectable technique



### Presentation :

2g Syringe & 5N Disposable Tips

Shade : A1, A2 & A3



# DPI CUREX<sup>TM</sup> BLUE



LIGHT CURE UNIVERSAL RADIOPAQUE  
COMPOSITE FOR BITE RAISE IN ORTHODONTICS

#### Features :

- Radiopaque
- Excellent Wear resistance
- Ideal Consistency
- Easy application with twist syringe
- Ensure no loss of tooth structure while removing

#### Indications for use :

- For posterior Bite Raise
- For correcting single tooth cross-bite



Presentation :  
4g Syringe X 1 N

## DPI Curex Bond Universal.

# DPI CUREX BOND UNIVERSAL IS BOTH UNIVERSAL AND VERSATILE



1. Other single bottle adhesives may need more than 1 bottle for indirect restorations, but with DPI Curex Bond Universal, **NO ACTIVATOR IS REQUIRED!**
2. DPI Curex Bond Universal is compatible with light-cured, self-cured and dual-cured resin composite and cement materials for all direct and indirect procedures.
3. DPI Curex Bond Universal offers the flexibility for total-, self- or selective-etch procedures.
4. DPI Curex Bond Universal's unique chemistry allows for the adhesive layer to become hydrophobic after polymerization, which enhances durability over time.

As a truly universal adhesive, DPI Curex Bond Universal is a single bottle system that is 100% compatible with all light-cured, self-cured and dual-cured material and indicated all direct and indirect procedures. It's versatile in that it can be used with any bonding technique (self-, total-, and selective-etch). The **UNIVERSATILITY** of DPI Curex Bond Universal makes it an indispensable part of any dental practice.

### FEATURES

- Use with All **direct** and **indirect** restorations.
- Contains **MDP monomers** for enhanced durability
- Not moisture sensitive use on wet, dry or moist tooth structure.
- Indicated for **direct** and **indirect** restorations
- Ideal chemical balance for both total-and self-etch adhesion from one bottle)
- Compatible with ALL resin cements (no additional activator required)
- Bonds to ALL substrates.

### DPI Curex Bond Universal Shear Bond Strength

	MPa
<b>Dentin</b>	
Total-etch	42.5
Self-etch	36.9
<b>Enamel</b>	
Total-etch	38
Self-etch	26.2
<b>Base Metal</b>	37.8
<b>Zirconia</b>	26.9

# Photosil™ Soft

(Addition Silicone Dental Impression Material)

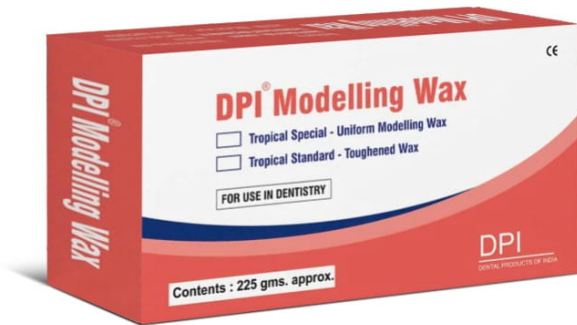
- Excellent Reproduction Of Details.
- Very Low Linear Shrinkage.
- Biocompatibility and no Toxicity.
- Excellent Hydrophilic Property.



## Presentation :

- Pack of Photosil soft contains 500 g of base & 500 g of catalyst and accessories.
- Pack of Photosil light body tubes contains 60 ml of base & 60 ml of catalyst.
- Pack of Photosil light body cartridge contains 50ml Cartridge X 2N.





### DPI Modeling Wax

#### Description and Features :

A uniform Modeling Wax with excellent working qualities and outstanding cohesive properties.

#### Presentation :

- Standard: 225 gms Box of 11 sheets.
- Special: 225 gms Box of 11 sheets.



### DPI IMPRESSION PASTE

#### Description and Features :

A Zinc Oxide - Eugenol impression material. In paste form, very easy to mix, right flow characteristics, dimensionally stable.

#### Indications for Use:

Useful for edentulous cases and in relining / remodeling. Techniques with individual tray for uniform support.

#### Presentation:

Box of 2 tubes  
125 gm. Zinc Oxide and 85 gm. Eugenol Paste.



### Algitex

#### Description and Features :

A smooth mixing, well accepted Alginate powder.

- Lead time.
- Excellent dimensional stability, fine reproduction.
- Pleasant and acceptable flavor.
- Ample working time and controlled flow.
- Made from the best quality / grade of raw material.

#### Indications for Use :

For all routine impressions of the oral cavity.

#### Directions for Use :

- Ratio - 15 gm powder 48 ml water, as per scoops provided
- Working time at 27° C – approximately 2 minutes from start of mix.
- Setting time at 27° C – approximately 2.15 minutes.

#### Presentation :

15 Impression – 225 gms Aluminum foil pouch (Multiple box of 20)  
30 Impression – 450 gms Aluminum foil pouch (Multiple box of 24)  
50 Impression – 750 gms Aluminum foil pouch (Multiple box of 10)  
75 Impression – 1.125 kg Jar (Multiple box of 8)



## Chromatex

### Description and Features :

A stain textured, micro cellular Alginate powder, Lead free. Excellent dimensional stability, fine reproduction. Pleasant and acceptable mint flavor. Ample working time and controlled flow. Made from the best quality / grade of raw material. Chromatic Alginate help dentists in better ways, as colour change indicates the mixing, working and setting time.

### Indications for Use :

For all routine impression of oral cavity.

#### • Directions for Use :

- Ratio – 15 gm powder: 40 ml water, as per scoops provided.
- Working time at 25° C approximately 1.30 mins. from start of mix.
- Setting time at 25° C approximately 2.30 mins. from start of mix.

### Presentation :

30 Impression - 450 gms aluminum foil pouch (Multiple box of 24)



## DPI Pinnacle Impression Compound

### Description :

Pinnacle Impression Compound (PIC)

### Indications for Use :

An impression material suitable for preliminary as well as snap impressions.

### Presentation :

200 gms box containing 5 cakes.




## DPI Pinnacle Tracing Sticks

### Description and Features :

Pinnacle Tracing Sticks (PTS) suitable for muscle trimming work, generally used along with PIC for accurate impressions.

### Presentation :

90 gms box containing 10 sticks.



### DPI Model Cement

#### Description and Features :

##### A Sticky Wax

- For preliminary denture repair work.
- For attaching bands to crowns and temporary Attachment of clasps.

#### Presentation :

DPI Model Cement: 60 gms Box of 10 Sticks.



### DPI Hemostatic Gel

#### Description and features :

Gingival Retraction Gel is a non dripping gel for stopping minor gingival bleeding during restorative procedures. Its non staining unlike ferric sulphate which stains porcelain veneers and crowns.

#### Indications for use :

1. Liquid to stop minor gingival bleeding during retraction

#### Presentation :

Pack contain : 1 Syringe of 3g and 5 Disposable Tips



### DPI Hemostatic Solution

#### Description and features :

Gingival Retraction solution is used for stopping gingival bleeding during restorative procedures. Its non staining unlike ferric sulphate which stains porcelain veneers and crowns.

#### Indications for use :

1. Liquid to stop minor gingival bleeding during retraction

#### Presentation :

Bottle of 15ml



## DPI Propol

### Description and Features :

A fine prophylaxis paste (containing Fluoride) used in prophylactic Treatment as a polishing medium. Available in (Medium Grit)- Peppermint, Pineapple & Green Apple Flavour.

**Presentation :** Bottle of 100 g.



## Alphaplac

### Description and Features :

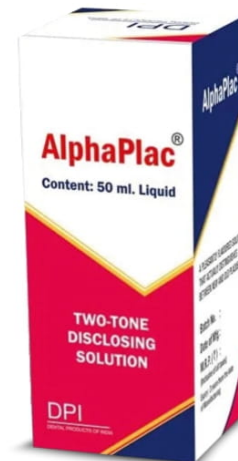
Two colour disclosing solution to locate old plaque (stained blue) and new plaque (stained pink).

### Indications for Use :

For prophylactic treatment

### Presentation :

Bottle of 50 ml.



## TEMPORARY FILLING

## DPI Provipast

### Description and Features :

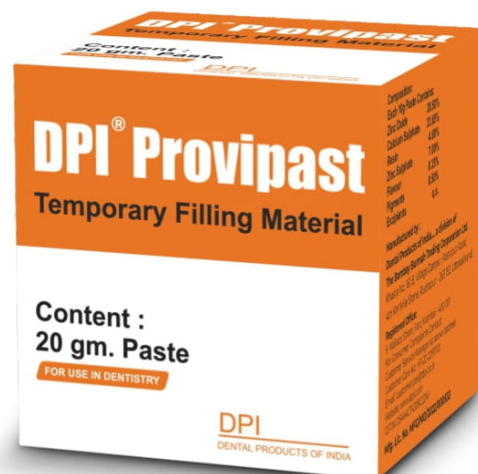
Temporary restoration of cavities in interval between tooth preparation and permanent cementation. Cementing medium for temporary inserting all types of permanent crowns and bridges.

### Indications for use

Ready-to-use zinc sulphate cement for provisional filling and temporary insertion of permanent crowns and bridges

### Presentation

20g paste X 1N





## DPI TFM+

### Description and Features :

Temporary restoration of cavities in interval between tooth preparation and permanent cementation. Cementing medium for temporary inserting all types of permanent crowns and bridges.

### Indications for use

Ready-to-use zinc sulphate cement for provisional filling and temporary insertion of permanent crowns and bridges

### Presentation

40g paste X 1N

## DENTURE BASE MATERIALS



## DPI Heat Cure

### Description and Features :

Heat cure acrylic denture base material

- Simple mixing, easy to process
- Variety of shades (Pink, Light Pink, Veined, Clear)
- Cross linking ensures superior quality.

### Indications for Use :

Used for full or partial upper or lower dentures.

### Presentation :

- Universal Pack containing: Powder - 450 gms; Liquid: 210ml; Cold Mould Seal - 110 ml.
- Powder - 450 gm bottle (Multiple of 12) and 3 kg. Jar.
- Liquid: 210 ml bottle (Multiples of 12) and 4 Liter Jar.
- Cold Mould Seal - Bottle of 110 ml, 450 ml bottle (Multiple of 12), 3.5 Liter Jar.

## DPI RR Cold Cure

### Description and Features :

A cold cure self polymerizing acrylic material suitable for all types of repairs to acrylic dentures.

- Working time of 4 minutes.
- Rapid bench cure time of 14 minutes.
- Also useful in orthodontic work.
- Available in pink and clear shades.

### Presentation :

- Laboratory Pack containing: Powder - 400 gm. and Liquid - 400 ml.
- Powder - bottle of 110 gms, 400 gms and 3 kg jar.
- Liquid - bottle of 110 ml, 400 ml bottle and 4 liter Jar





### DPI Self Cure / Tooth Moulding Powder

**Description and Features :**

Close reproduction to natural tooth. Self Cure leads to improved mechanical, physical and biocompatibility properties. A fine acrylic material in a wide range of shades for crown and bridge work.

**Indications for Use :**

Used for precise crown and bridge work.

**Presentation :**

Pack contain : Powder 55g

## METAL CUTTING BURS

Metal ceramic cutting bur with head dia 1.4 mm made from a tougher grade of carbide to enable easy and fast cutting of metal ceramic crowns












## ZEKRIYA BURS

Zekrya Taper Fissure Surgical length bur is ideal for use in extraction procedures. Available sizes 198/014 (1.4 mm dia) and 198/016 (1.6 mm dia)



## HP SERIES, 45 MM, FOR STRAIGHT HAND PIECE

Smooth Nano Diamond films on sharp cutting blades mean faster procedures and less clogging

		Size	Diameter (mm)	ISO Code (104)
Round		4	1.4	001/014
		6	1.8	001/018
		8	2.3	001/023
Taper Fissure		702	1.6	170/016
		703	2.1	170/021
		1702	1.6	196/016
		1703	2.1	196/021
Straight Fissure		1557	1.0	139/010
		1558	1.2	139/012







# DPI FLEX CM

- Upgrade blue system, consist of heat-treated files and heat-activated files.
- Great cutting efficiency, Better resistance to fracture, Improved durability.
- The most popular file system among dentist.

Material: Blue NiTi

Package: 6 pcs / pack (Assorted) and 5 pcs / pack (Individual)

Length: 21, 25mm

## Cross Section:



OP, DP2



PF, DP1



DP3, DP4, DP5

OP 30/.08

PF 17/.04

DP1 20/.04

DP2 25/.04

DP3 20/.06

DP4 25/.06

DP5 30/.04

- Taper: 0.04-0.08
- Torque: 3.0 N-cm(OP); 2.0 N-cm(PF, DP1, DP2, DP3, DP4, DP5)
- Recommended Rotary Speed: 200-350 rpm
- Sterilization temperature:  $\leq 134^{\circ}\text{C}$

Cross Section:



# DPI S FILE

Color	Size	Speed	Torque
○ DS1	#10/.04	250~360 Rpm	2.0~3.0 N-cm
○ DS2	#15/.05	250~360 Rpm	2.0~3.0 N-cm
○ DS3	#20/.04	250~360 Rpm	2.0~3.0 N-cm
○ DS4	#25/.04	250~360 Rpm	2.0~3.0 N-cm
○ DS5	#20/.06	250~360 Rpm	2.0~3.0 N-cm
○ DS6	#25/.06	250~360 Rpm	2.0~3.0 N-cm

## Description

1. ISO corresponds to the international standard model with the color.
2. Conventional NiTi, tough blade, great efficiency.
3. The "S" cross-section removes necrotic pulp more thoroughly.

Material: NiTi      Length: 21, 25mm      Sterilization: ≤126 °C

Package: 6 pcs per pack (assorted/ single size)

## Advantages

- ◆ **Non Active Tip** - Smoothly enters the canal, avoid iatrogenic errors.
- ◆ **Super Elastic Niti Wire** - Highly resistant to cyclic fatigue & Easily adapts the shape of canal.
- ◆ **Depth Markings** - Instrument have radiograph visible depth marking eg - at 18, 19, 20 & 22mm
- ◆ **Unique Cross Section** - Determines greater cutting ability & helps in upward removal of debris.
- ◆ **Variable Pitch** - Reduces Screwing effect promotes shape & effective progression.



# DPI GLIDE PATH FILE

GF1 13/.02

GF2 16/.02

GF3 19/.02

Material: Nickel-Titanium

Length: 21, 25mm

Cross Section: 

Torque: 2.0-3.2 N·cm

Rotary Speed: 300 rpm

Package: 3 pcs / pack


Sterilization temperature:  $\leq 134^{\circ}\text{C}$





# DPI GLIDEPATH FILE2

GF4 15/.03

- Material: Nickel-Titanium
- Length: 21, 25mm
- Cross Section: 
- Torque: 2.0-3.2 N·cm
- Rotary Speed: 300 rpm
- Package: 3 pcs / pack
- Sterilization temperature:  $\leq 134^{\circ}\text{C}$



# DPI

# RETREATMENT FILE

- New generation of raw material; Advanced technical process.
- Shocked Toughness.
- 200%-500% Fracture Resistance improved.

RF1 30/.09      RF2 25/.08      RF3 20/.07

- Material: Nickel-Titanium
- Length: RF1 16mm RF2 18mm RF3 22mm
- Cross Section: 

- Torque: 2.0-3.0 N-cm
- Rotary Speed: 250-360 rpm for removing zinc oxide
- Package: 3 pcs / pack
- Sterilization temperature: ≤134°C



# DPI PEDO FILE



Special tip design to avoid irritation and damage to the periapical tissue of primary teeth.



Precise and gentle to accommodate the delicate nature of children's teeth





# MTG PRO

- ☐ New generation of Blue Flute, with advanced heat treatment.
- ☐ Excellent performance of cutting efficiency.
- ☐ Great resistance to cyclic fatigue.

Package: 6 pcs / pack (Assorted) and 5 pcs / pack (Individual)  
 Shaping Files: #MT0, #MT1, #MT2  
 Finishing Files: #MG1, #MG2, #MG3  
 Length: 21, 25mm

Cross Section :



MT0  
MT1  
MT2



MG1  
MG2  
MG3

MT0 0.19mm MT1 0.18mm MT2 0.20mm  
 MG1 0.20mm MG2 0.25mm MG3 0.30mm

- ☐ Taper: Variable taper
- ☐ Torque: 3.0N/cm(MT0,MT1); 1.5N/cm(MT2,MG1); 2.5N/cm(MG2,MG3)
- ☐ Recommended Rotary Speed: (260-350 rpm)
- ☐ Sterilization temperature: < 134 °C



# DPI C FILE

- ✦ Twisted file design for greater strength
- ✦ Ensure the patients, safety
- ✦ Reduces the risk of instruments breakage

006 008 010  
015 020

□ Package: 6 pcs /box □ Length: 21,25mm

# DPI D-SHAPER FILE

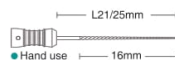
## FEATURES

The unique design of the D-shaped cross-section makes its blade strong and tough. Specifically designed for the unblocking of narrow, calcified canals, it can achieve a pathway to the apex in non-patent root canals. The design intentionally reduces cutting ability to prevent getting stuck in the canal wall.

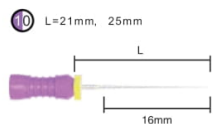
The fracture resistance test shows that this product has better fracture resistance than other products. 1.5 times higher.

## SIZE SPECIFICATIONS

MODEL NUMBER	08	10	12	15
TIP DIAMETER MM	0.08	0.1	0.12	0.15



● Cross section



ENLARGEMENT OF THE BLADE

CROSS-SECTION

D-SHAPED SECTION



# DPI FLEX FILE

More flexible than conventional endodontic files of comparable size  
Prepare root canals with minimal potential for ledging and perforation.



015 020 025 030 035 040

- Material: Stainless Steel
- Sterilization:  $\leq 126^{\circ}\text{C}$
- Length: 21,25,28,31 MM
- Package: 6 pcs per pack(assorted/single size)
- Size: ISO sizes

# DPI K, H FILE & REAMERS



□ **Material:** Stainless Steel/Nickel Titanium

□ **Sterilization:**  $\leq 134^{\circ}\text{C}$

□ **Length:** 21, 25, 31MM

□ **Package:** 6 pcs blister/box

□ **Taper:** .02

□ **Cross Section:**  006-040  045-140



# DPI SPREADERS



□ **Material:** Stainless Steel

□ **Package:** 6 pcs / box

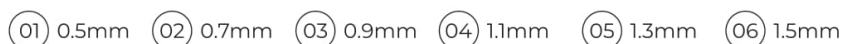
□ **Length:** 21, 25, 28, 31mm

□ **Sterilization temperature:**  $\leq 126^{\circ}\text{C}$

□ **Cross-section:** Pointed Tip

□ **Function:** For lateral condensation of gutta-percha cones.

# DPI PESSO REAMERS



□ **Material:** Stainless Steel

□ **Package:** 6 pcs / box

□ **Length:** 28, 32mm

□ **Sterilization temperature:**  $\leq 134^{\circ}\text{C}$

□ **Speed:**  $\leq 1200\text{min}^{-1}$

□ **Length:** 28, 32mm








# DPI

DENTAL PRODUCTS OF INDIA

## INTRODUCING NANOTECHNOLOGY-BASED PATENTED INNOVATION CARBIDE BURS WITH NANO DIAMOND FILMS



## DPI DENTAL BURS

- Fast • Accurate • Smooth

Marketed by:

**Dental Products of India... a division of  
The Bombay Burmah Trading Corporation Ltd.**

Commercial Union House, 3rd Floor, 9, Wallace Street, Fort, Mumbai 400 001.

Tel.: +91 (22) 22197101 • Fax : +91 (22) 22071065

Email: [dpi\\_marketing@bbtcl.com](mailto:dpi_marketing@bbtcl.com) • Website: [www.dpi.co.in](http://www.dpi.co.in)

Manufactured Patented By:

**Piscium Health Sciences Pvt. Ltd.**

Unit 418, Tesla, Raheja District, MIDC, Juinagar, Navi Mumbai - 400705.

Patent No. 345152 : Chemical Vapour Deposition Process, Equipment For Implementing The Same,  
and Surface-modified Articles Resultant Thereof (2017) Piscium Health Sciences Private Limited

































# NANO DIAMOND CARBIDE BURS
















## DPI NANO DIAMOND DENTAL BURS

### Features and benefits:

Uniquely designed Carbide Burs with Nano Diamonds that deliver Fast, Accurate, Smooth Cuts

	Round					Straight Fissure						Straight Fissure Round			
															
Common Name	DPBR 49	DPBR 45	DPBR 41	DPBR 40	DPBR 31	DPSF 41	DPSF 31	DPSF 21	DPSF 12	DPSF 13	DPSF 14	DPSR 31	DPSR 21	DPSR 12	DPSR 13
ISO Code	001					109			111			139		141	
Diameter (mm)	0.8	1.0	1.4	1.6	1.8	1.0	1.2	1.4	1.4	1.6	1.8	1.2	1.4	1.4	1.6

	Taper Fissure					Taper Fissure Round					Taper Conical			Inverted Cone	
															
Common Name	DPTF 42	DPTF 43	DPTF 12	DPTF 13	DPTF 14	DPTR 41	DPTR 42	DPTR 13	DPTR 14	DPTR 19	DPTC 26	DPTC 21	DPTC 11	DPSI 46	DPSI 47
ISO Code	170		172			196		198			165			225	
Diameter (mm)	1.2	1.4	1.6	1.8	2.3	1.0	1.2	1.8	2.2	2.4	1.2	1.4	1.6	1.2	1.4








	Pear Shape				End Cut	Straight Oglival		Wheel	Safe Tips			Miniature			
															
Common Name	DPEX 41	DPEX 31	DPEX 20	DPEX 21	DPEX 18	DPSO 20	DPSO 21	DPWR 13	DPTS 42	DPTS 11	DPSS 11	DPSR M1	DPSR M2	DPTR M1	DPTR M2
ISO Code	237		238		150	288		045	182	184	120	138	138	195	195
Diameter (mm)	1.0	1.4	1.8	2.1	1.2	1.2	1.4	1.8	1.2	1.4	1.2	1.0	1.2	1.0	1.2


# THE POWER OF NANO DIAMOND BURS

Nano Diamond films on fluted burs mean accurate & smooth cuts, better heat dissipation and minimal clogging.

## SURGICAL SERIES










Friction Grip Surgical Length (FGSL) 28 mm

		Size	Diameter (mm)	ISO Code (317)
Round		4	1.4	001/014
		6	1.8	001/018
		8	2.3	001/023
Taper Fissure		702	1.6	170/016
		703	2.1	170/021
		1702	1.6	196/016
		1703	2.1	196/021









## HP SERIES, 45 MM, FOR STRAIGHT HAND PIECE

Smooth Nano Diamond films on sharp cutting blades mean faster procedures and less clogging

		Size	Diameter (mm)	ISO Code (104)
Round		4	1.4	001/014
		6	1.8	001/018
		8	2.3	001/023
Taper Fissure		702	1.6	170/016
		703	2.1	170/021
		1702	1.6	196/016
		1703	2.1	196/021
Straight Fissure		1557	1.0	139/010
		1558	1.2	139/012

## ALPHA NANO DIAMOND BURS FOR ULTRA CONSERVATIVE PROCEDURES




						
ISO Code	160/011	160/008	160/006	237/008	001/008	001/010
Description	Taper Conical Regular	Taper Conical Narrow Tip	Taper Conical Short Tip	Pear Shape	Round Head	Round Head
Diameter (mm)	1.1	0.8	0.6	0.8	0.8	1





# ENDO SAFE END BURS

Taper fissure with safe tips to facilitate endo access while conserving pulp chambers

			
Common Name	DPES 14	DPES 16	DPES 18
ISO Code	219/014	219/016	219/018
Diameter (mm)	1.4	1.6	1.8



# EPSILON SERIES



Zekrya Taper Fissure Surgical length bur is ideal for use in extraction procedures. Available sizes 198/014 (1.4 mm dia) and 198/016 (1.6 mm dia)

Metal ceramic cutting bur with head dia 1.4 mm made from a tougher grade of carbide to enable easy and fast cutting of metal ceramic crowns





# DPI

DENTAL PRODUCTS OF INDIA

**Dental Products of India...** a division of  
The Bombay Burmah Trading Corporation Ltd.  
Commercial Union House, 3rd Floor,  
9, Wallace Street, Fort, Mumbai - 400 001.

Tel.: +91(22) 22197107 • Fax : +91 (22) 22071065  
Email : [dpi\\_marketing@bbtcl.com](mailto:dpi_marketing@bbtcl.com) • Website : [www.dpi.co.in](http://www.dpi.co.in)